


# GLARRY



STEEL TONGUE  
DRUM MUSIC BOOK

# Counting Duck Song


Application To All Scale

♯: ( 1 1 5 5 3 6 5 3 | 2 1 2 3 1 0 ) |  
 3 1 3 3 1 | 3 3 5 6 5 0 | 6 6 6 5 4 4 4 |  
2 3 2 1 2 0 | 3 1 0 3 1 0 | 3 3 5 6 6 0 |  
 1 5 5 6 3 | 2 1 2 3 5 - | 1 5 5 6 3 |  
2 1 2 3 1 - :||



**Question 1: what if the instrmnt out of tune?**

First of all, the steel tongue drum is non-fixed instrument, it is a normal phenomenon that the test range of sound, generally positive or negative 10 points. The steel tongue drum can be adjusted by fine-tuning: pitch down by pressing the tongue for overtone, or by using a file with grinding (in figure) to file it down at the root of the tongue, and the tone will be lowered; If it is low tone, please top up the tongue from its bottom. Generally speaking, our shipment product sound is a little higher, there is room for fine-tuning.




(figure)

**Question 2: what if the correct method for testing intonation?**

Steel tongue drum testing method must be accurate to test the true accuracy. Above all, the drum is to be flattened. You cannot measure intonation on an uneven surface. Secondly, to measure the tone of the target tongue, one should press on the other tongues (figure 1), and then point the target tongue to face the tuner (figure 2). If not, there will be 1-2 HZ test errors. After knocking the head position of the tongue several times in a row when aiming the tuner, remember, several times of continuous percussion, the tuner will appear a beating range (the steel tongue drum can only test the sound range value), this range is the intonation of the target test tongue tone.



(figure1)



(figure2)

# Wash Handkerchief

$\frac{2}{4}$

Application To All Scale

6 6 5 | 6 1 | 3 3 2 | 3 5 | 6 6 5 | 6 1 |

3 3 2 | 3 5 | 1 1 2 | 1 1 2 | 3 3 2 |

3 0 | 1 1 2 | 1 1 2 | 3 3 2 | 3 0 ||

6 6 6 5 | 6 0 ||

# Little Red Riding Hood

Application To All Scale

$\frac{2}{4}$

1 2 3 4 | 5 3 1 | i 6 4 | 5 5 3 |

1 2 3 4 | 5 3 2 1 | 2 3 | 2 5 | 1 2 3 4 |

5 3 1 | i 6 4 | 5 3 | 1 2 3 4 | 5 3 2 1 |

2 3 | 1 1 | i 6 4 | 5 5 1 | i 6 4 | 5 3 |

1 2 3 4 | 5 3 2 1 | 2 3 | 1 1 | i 6 4 |

5 5 1 | i 6 4 | 5 3 | 1 2 3 4 | 5 3 2 1 |

2 3 | 1 1 |

Please read the following information carefully after receiving the goods:

**Step one: To flatten the drum face after receiving it.**

Due to the bumpiness in the way of logistics, that the received drum with a curved tone tongue is a normal phenomenon and does not affect the tone of pronunciation. Using thumb slightly, point at the top of tone tongue, press flat slightly down. If you have a concave tongue, open a round black hole at the bottom and push it slightly with a long stick. This method should be used to fine-tune the later period, will not affect the pronunciation and tone color.

**Step two: avoid severe impact**

If the drum appears severe impact deformation, even if it is reast, the tone color of the tone tongue will be affected because of the change of the resonator cavity. Do not place heavy objects above the product and avoid severe impact.

**Step three: indoor storage**

Drums are made of alloy materials, Please put it in a cool and dry indoor place and store in room temperature to avoid exposure to the sun and rain.

Twinkle Twinkle Little Star .....	5
Little Bee .....	6
Whitewasher .....	7
School Song .....	8
Rice Shop .....	9
Looking For Friends .....	10
Little Donkey .....	11
Little Rabbit Lambkin .....	12
Three Little Bears .....	13
Mary Had A Little Lamb .....	14
I Went To Kindergarten .....	15
Throw A Handkerchief .....	12
Magic Flute .....	16
Little Red Riding Hood .....	18
Wash Handkerchief .....	19
Counting Duck Song .....	20

# Magic Flute

$\frac{4}{4}$  Application To All Scale

5 4 | 3 3 0 3 | 4 4 0 4 3 | 2 2 0 2 |

3 3 0 5 4 | 3 - 3 3 | 4 5 6 4 | 3 3 2 2 |

1 - 0 2 1 | 2 2 0 2 | 3 3 0 3 | 4 - 4 5 |

3 - 0 3 4 | 5 - 5 5 | 6 7 1 4 | 3 3 2 2 |

1 - 0 4 3 | 1 - - 0 ||

# Throw A Handkerchief

Application To All Scale

$\frac{2}{4}$

5 3 | 5 3 | 5 3 2 3 | 5 - | 5 5 3 | 6 5 |

3 5 3 2 | 1 2 | 3 5 | 3 2 1 2 | 3 - |

6 5 6 5 | 2 3 5 | 6 5 6 5 | 2 3 | 1 - ||

# Twinkle Twinkle Little Star

Application To All Scale

$\frac{2}{4}$

1 1 | 5 5 | 6 6 | 5 -  $\vee$  | 4 4 | 3 3 | 2 2 |

1 -  $\vee$  | 5 5 | 4 4 | 3 3 | 2 -  $\vee$  | 5 5 | 4 4 |

3 3 | 2 -  $\vee$  | 1 1 | 5 5 | 6 6 | 5 -  $\vee$  | 4 4 |

3 3 | 2 2 | 1 -  $\vee$  ||

# Little Bee

Application To All Scale

$\frac{4}{4}$

5 3 3 4 2 2 | 1 2 3 4 5 5 5 |

5 3 3 4 2 2 | 1 3 5 5 3 0 |

2 2 2 2 2 3 4 | 3 3 3 3 3 4 5 |

5 3 3 4 2 2 | 1 3 5 5 1 - ||

# I Went To Kindergarten

Application To All Scale

$\frac{2}{4}$

1 1 3 3 | 5 6 5 | 3 5 6 6 | 5 - | 3 5 6 |

5 6 3 | 2 5 3 2 | 1 - :||

# Mary Had A Little Lamb

$\frac{4}{4}$  Application To All Scale

3 2 1 2 | 3 3 3 - | 2 2 2 - | 3 5 5 - |

3 2 1 2 | 3 3 3 1 | 2 2 3 2 | 1 - - - |

1= 5

3 2 1 2 | 3 3 3 - | 2 2 2 - | 3 5 5 - |

3 2 1 2 | 3 3 3 1 | 2 2 3 2 | 1 - - - ||

# Whitewasher

$\frac{2}{4}$  Application To All Scale

5 3 5 3 | 5 3 1 | 2 4 3 2 | 5 - |

5 3 5 3 | 5 3 1 | 2 4 3 2 | 1 - |

2 2 4 4 | 3 1 5 | 2 4 3 2 | 5 - |

5 3 5 3 | 5 3 1 | 2 4 3 2 | 1 0 ||



## School Song

$\frac{2}{4}$

Application To All Scale

1 2 3 1 | 5 - | 6 6 i 6 | 5 - | 6 6 i |  
5 6 3 | 6 5 3 5 | 3 1 2 3 | 1 - ||

## Three Little Bears

$\frac{4}{4}$

Application To All Scale

1 1 1 1 | 3 5 5 3 1 | 5 5 3 - | 5 5 3 - |  
1 1 1 - | 5 5 3 1 | 5 5 5 - | 5 5 3 1 |  
5 5 5 - | 5 5 3 1 | 5 5 5 6 5 | i 5 i 5 |  
3 2 1 - ||

# Little Rabbit Lambkin

Application To All Scale

$\frac{4}{4}$

||: 5 1 6 5 5 | 3 5 6 1 5 5 | 6 5 3 2 2 |

3 5 3 2 3 1 | 6 5 6 5 3 6 5 |

2 5 3 2 1 - | 1 1 2 3 1 - :||

# Rice Shop

Application To All Scale

$\frac{3}{4}$

||: 5 5 5. 5 | 5 4 3 3 | 5 - 5 5 | 5 5 6 7 |

1 - 1 1 | 1 7. 2 | 2 3 - | 0 0 0 3 |

6 6 6 6 | 6 5 4 4 | 5 5 5. 5 | 5 4 3 3 |

4 4 4 4 | 4 3 1 1 | 2 - - | <sup>12</sup>0 1 2 :||

## Looking For Friends

 $\frac{2}{4}$ 

Application To All Scale

5 6 5 6 | 5 6 5 | 5 1̇ 7 6 | 5 5 3 |

5 5 3 3 | 5 5 3 | 2 4 3 2 | 1 2 1 :||

## Little Donkey

 $\frac{2}{4}$ 

Application To All Scale

1 1 1 3 | 5 5 5 5 | 6 6 6 1̇ | 5 - |

4 4 4 6 | 3 3 3 3 | 2 2 2 2 | 5. 5 |

1 1 1 3 | 5 5 5 5 | 6 6 6 1̇ | 5 - |

4 4 4 6 | 3 3 3 3 3 3 | 2 2 2 3 | 1 - ||